

340 RIVERSIDE CRESCENT

🕒 Completion - JUN 2027

340 Riverside Crescent

Sobha Hartland II



Jan Petrovic

Slovenia


 **Verified Agent**

Phone +38640772980


Email info@petrodeluxe.si

Website

Instagram:




340 Riverside Crescent

 Furnishing - No

 Parking -

 Floors - G +55floors

 Service charge - 15
AED/sqft

Project general facts

340 reasons to elevate your quality of life. Here are a mere few. A spectacular tower nestled within Sobha Hartland II 340 Riverside Crescent encompasses a rich sense of community and superlative waterfront living in one of the city's most sought-after locations.

Discover a sense of belonging among likeminded residence, where the bonds of genuine community living are fostered through high-quality amenities, creating a truly enriching experience.

340 Riverside Crescent is the ultimate lifestyle venue. Start your day with a casual stroll through inspiring surrounds. Discover pristine beaches. Savour views of the vibrant Dubai and sprawling greenery from your exclusive Sky Gardens haven. End your day as the golden setting sun soothes your senses.

Secure a front-row seat to outstanding waterfront living. Take a plunge into your generously sized infinity pool and simply relax your stresses away.

Finishing and materials

Elegant-styled abodes expertly crafted to create a sense of relaxed wellbeing amid lavish surrounds for everlasting luxury.

Kitchen and appliances

Equipped kitchen

Furnishing

No

Location description and benefits

Sobha Hartland II in MBR City, Dubai, features exclusive mansions in the luxurious community with 50% of its territory dedicated to parks and green walkways. Verdant parks, European-style boulevards, and proximity to the serene Ras Al Khor nature reserve, home to mangroves and exotic birds. Indulge in water sports, swimming, and sunbathing on a well equipped beach near two blue lagoons and a private promenade.

Sobha Hartland II is situated in MBR City, an area under the Sheikh's patronage, surrounded by Dubai's affluent districts, including Business Bay, Downtown, and Creek Harbour. Sobha Hartland 2 attracts singles, couples, and

families alike, with premium amenities and close proximity to Dubai's heart. High demand and impressive ROI potential of ~6.7% thanks to on-site international schools, retail, dining, and freehold ownership for both UAE residents and foreign citizens.

Architecture



Interior



Location



Burj Al Arab
برج العرب

Palm Jumeirah
نخلة الجميرة

Open location in Google Maps



Map data ©2024



Low Rise Villa
Community



Lagoon

Apartment
Club House

320 RIVERSIDE CRESCENT

Facilities



Access to Crystall Lagune

Visualisation from developer



Jogging & Cycling Tracks

Visualisation from developer



Gym

Visualisation from developer



Tennis Court

Visualisation from developer



F&B & Outlets

Visualisation from developer



Infinity Pool

Visualisation from developer

Payment plan



Payment plan

20% payment	On booking
40% payment	During construction
40% payment	Upon Handover

Condition for the unit resale

**Full floor or more than 30
mln-34% Other units - 50 + 4%**

Typical units and prices



Apartments

1,5 bedroom

FROM
EUR 397,851

691 sqft / 64 m²

TO
EUR 517,872

938 sqft / 87 m²



Apartments

1 bedroom

FROM
EUR 446,997

811 sqft / 75 m²

TO
EUR 464,732

843 sqft / 78 m²



Apartments

2 bedroom

FROM
No info

TO
No info

Typical units and prices



Apartments

2,5 bedroom

FROM

No info

TO

No info

Do you have any questions? Contact me.



Jan Petrovic

Phone

+38640772980

Email

info@petrodeluxe.si

Instagram



WhatsApp



Email

